



EXTOPA, AG-335

Gloss Tile & Tin Paint
Water Base

Uses

Is designed for use as a high gloss high reflectance finish coat based on water-based acrylic resin and UV resistance pigment with good reflectance.

- ✓ Recommended for Roof paint
- ✓ Cement tiles
- ✓ Terracotta tiles
- ✓ Zincallum roof
- ✓ Tin roof
- ✓ Works as a membrane
- ✓ Suitable for collecting water

Environment & Health

Follow the appropriate Occupational Health and Safety guidelines applicable to the location where the application is undertaken. For more information, please refer to the safety datasheets for the individual components



UV Resistant



Roof Paint



Water Base



Environmentally Friendly

CHEMSTUK Pty Ltd
1/11 Industrial Avenue
Thomastown
Tel: +61 3 9936 0531
www.chemstuk.com

Packaging

The product is supplied in full units as a component pack.

EXTOPA	20 Litre
--------	----------

Curing Times

Dry to touch	30 minutes
Hard dry	12 hours
Full cured	7 days
Recoat interval, Min	12 hours
Recoat interval, Max	72 hours

Additional Information

Colours	Chemstuk colour chart
Finish	Gloss
Solid Content (by Volume)-%	55±2
Theoretical spreading rate	4.8 m ² /lit 60 Mic.
Flashpoint	45°C
Specific gravity	1.01 kg/lit
V.O.C.	Below 90 gr/lit
Shelf life	1 Year (25°C/77°F) from the time of production. Depending on storage conditions, Mechanical stirring may be necessary before usage.

Substrate Requirements

Good to manually prepared surfaces washed or primed.

Surface Preparation

All surfaces must be thoroughly cleaned and free of all dirt, and loose and flaking paint.

Mixing

➤ EXTOPA is your answer to wanting a beautiful and easy-to-maintain durable roof tile coating that will withstand the strenuous weather Melbourne and Australia have to offer.

Mix with a slow-speed drill and helical spinner head for 60 seconds. Mix until uniform.

Application Method

Method	Airless sprays	Air spray	Brush (touch-up)
Thinner (max. vol.)	Water (10%)	Water (20%)	Water (20%)
Spray setting			
Pump ratio minimum	40:1		
Tip size	051"	1.6 mm	517-519
Tip pressure	150 bar/2200 Psi	4 – 5 bar	
Cleaning of tools	Water		
Indicated film thickness, dry	55 microns		
Indicated film thickness, wet	100 microns		

Conditions: Do not apply when relative humidity exceeds 80% or when the surface to be coated is less than 3°C above the dew point.

Storage

Time	12 Months in Unopened Packs.
Temperature	Storage temperature is between 5°C and 35°C.
Protection	Should be stored inside and protected from frost, weather, moisture, direct sunlight, and contamination ingress.

Remarks

Preceding Coat	PRIMIT HB20 (if necessary)
Subsequent Coat	EXTOPA (if necessary)

A completely clean surface is mandatory to ensure inter-coat adhesion, especially at long recoating intervals. Any dirt, oil, and grease must be removed, e.g., with a suitable detergent. Salts should be removed by

freshwater hosing. To check the adequate quality of the surface cleaning a test patch is recommended before actual recoating.



Film Thickness

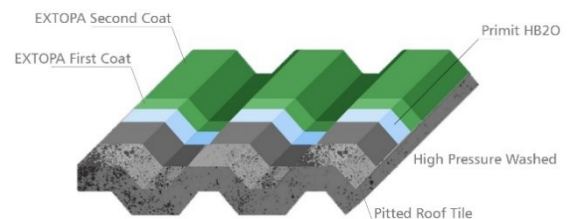
May be specified in another film thickness than indicated depending on purpose and area of use.

This will alter the spreading rate and may influence drying time and recoating intervals.

Recoating and drying/curing time

2 hours @25°C/50% relative humidity.

Under cooler or more humid conditions allow longer drying times. If recoating with a solvent-based paint, allow 1-Step to dry for 24hr before recoating.



CHEMSTUK Pty Ltd
1/11 Industrial Avenue
Thomastown
Tel: +61 3 9936 0531
www.chemstuk.com

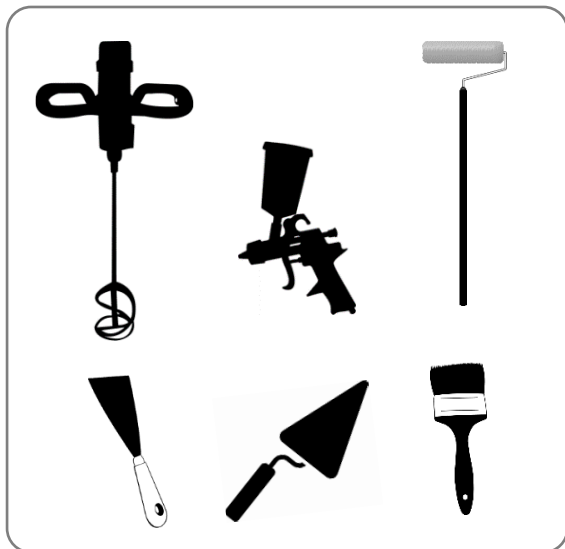
➤ EXTOPA is your answer to wanting a beautiful and easy-to-maintain durable roof tile coating that will withstand the strenuous weather Melbourne and Australia have to offer.

Safety

Handle with care. Before and during use, observe all safety labels on packaging and paint containers, consult Chemstuk material safety data sheets and follow all local and national safety regulations. Harmful or fatal if swallowed; immediately seek medical assistance. Avoid inhalations of possible solvent vapours or paint mist, as well as paint contact with skin and eyes. Apply only in well-ventilated areas and ensure that adequate forced ventilation exists when applying paint in confined spaces or when the air is stagnant. Always take precautions against the risks of fire and explosions. Please follow the instruction on dangerous good transport according to Flammable Paint UN 1263 (Part A) and Corrosive Liquid UN 1760 (Part B)

Surface Preparation


Ensure the surface is clean, dry, and free of all contaminants.



Application Equipment

The use of correct application equipment is critical as incorrect application tools can result in poor finishing and incorrect material consumption. Always test the application

equipment prior to commencing work. The following equipment is recommended for this application.



DISCLAIMER

This Technical Data Sheet is to be used as a guide only; it is NOT a specification. Chemstuk Pty Ltd has no control over the use or storage of this product and therefore does not accept liability in this regard. Any verbal advice given should not be regarded as authoritative information. This information is subject to change without notice, therefore all applicators should ensure they have current information. This product is intended for the use only of skilled tradesman and where applicable, statutory licensed tradesmen experienced and trained in the use of this product. Due to differences in substrates, application methods and local conditions purchasers of these products must ensure that it is suitable for their specific application before using these products. While the information contained in the TDS and SDS is accurate to the best of our knowledge, Chemstuk Pty Ltd cannot guarantee that the information contained is wholly comprehensive. Subject to the provisions of the Trade Practices Act, the company's liability in relation to defective products shall be limited to replacement of the product, if the product is proven to be defective.