



PRIMIT HB20, 815

High Build Tile-Tin Primer

Uses

PRIMIT HB20 is designed as a high-build primer based on water based on styrene acrylic resin and flexible membrane to fill and build waterproof cement tiles or sheets.

Recommended primer for cement tiles or tin roof works as a membrane, Suitable for collecting water.

Environment & Health

Follow the appropriate Occupational Health and Safety guidelines applicable to the location where the application is undertaken. For more information, please refer to the safety datasheets for the individual components.



UV Resistant



Roof Paint



Water Base



Environmentally Friendly

CHEMSTUK Pty Ltd
1/11 Industrial Avenue
Thomastown
Tel: +61 3 9936 0531
www.chemstuk.com

Packaging

The product is supplied in full units as a component pack.

PRIMIT HB20	15 litres
-------------	-----------

Curing Times

Dry to touch	30 minutes
Hard dry	12 hours
Full curing	24 hours
Recoat interval, Min	12 hours
Recoat interval, Max	72 hours

Additional Information

Colours	Milky, can be tinted almost close to the topcoat
Finish	Matt
Solid Content (by Volume)-%	75±2
Theoretical spreading rate	3.2 m ² /lit 60 Mic.
Flashpoint	45°C
Specific gravity	1.4 kg/lit
V.O.C.	Below 90 gr/lit
Shelf life	1 Year (25°C / 77°F) from the time of production. Depending on storage conditions, mechanical stirring may be necessary before use.

Substrate Requirements

Good to manually prepared surfaces. Washed and cleaned roof

Surface Preparation

All surfaces must be thoroughly cleaned and free of all loose dirt, grease, stains, mould, surface chalk, and loose or flaking paint. Wash unpainted timber surfaces with a suitable timber cleaner to remove excess tannins or greyed timber. New timber surfaces should

PRIMIT HB20 Is our high build water based acrylic roof primer that has fantastic adhesion and great leveling properties. PRIMIT HB20 is suitable for use as a filler coat on rough tiles.

also be sanded smooth and dusted down prior to priming. Fill nail holes, imperfections, and cracks with a suitable filler, sand, and dust off

Mixing

Mix with a slow-speed drill and helical spinner head for 60 seconds. Mix until uniform.

Application Method

Method	Airless sprays	Air spray	Brush (touch-up)
Thinner (max. vol.)	Water (10%)	Water (20%)	Water (20%)
Spray setting:			
Pump ratio minimum	40:1		
Tip size	051"	1.6 mm	517-519
Tip pressure	150 bar/2200 Psi	4 – 5 bar	
Cleaning of tools	Water		
Indicated film thickness, dry	55 microns		
Indicated film thickness, wet	100 microns		

Conditions: Do not apply when relative humidity exceeds 80% or when the surface to be coated is less than 3°C above the dew point.

Storage

Time	12 Months in Unopened Packs
Temperature	Storage temperature between 5°C and 35°C.
Protection	Should be stored inside and protected from frost, weather, moisture, direct sunlight, and contamination ingress.

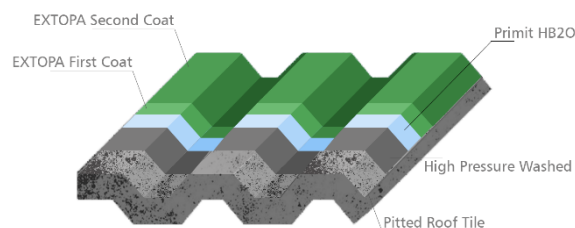
Remarks

Preceding Coat	-
Subsequent Coat	Extopa,

A completely clean surface is mandatory to ensure inter-coat adhesion, especially at long

CHEMSTUK Pty Ltd
1/11 Industrial Avenue
Thomastown
Tel: +61 3 9936 0531
www.chemstuk.com

recoating intervals. Any dirt, oil, and grease have to be removed, e.g., with a suitable detergent. Salts should be removed by freshwater hosing. To check the adequate quality of the surface cleaning a test patch is recommended before actual recoating.



Film Thickness

May be specified in another film thickness than indicated depending on purpose and area of use.

This will alter the spreading rate and may influence drying time and recoating intervals.




Recoating and drying/curing time

2 hours @25°C/50% relative humidity.

Under cooler or more humid conditions allow longer drying times. If recoating with a solvent-

PRIMIT HB20 Is our high build water based acrylic roof primer that has fantastic adhesion and great leveling properties. PRIMIT HB20 is suitable for use as a filler coat on rough tiles.

based paint, allow 1-Step to dry for 48hr before recoating.




Safety

Handle with care. Before and during use, observe all safety labels on packaging and paint containers, consult Chemstuk material safety data sheets and follow all local and national safety regulations. Harmful or fatal if swallowed; immediately seek medical assistance. Avoid inhalations of possible solvent vapours or paint mist, as well as paint contact with skin and eyes. Apply only in well-ventilated areas and ensure that adequate forced ventilation exists when applying paint in confined spaces or when the air is stagnant. Always take precautions against the risks of fire and explosions. Please follow the instruction on dangerous goods transport according to Flammable Paint UN 1263 (Part A) and Corrosive Liquid UN 1760 (Part B).

Application Equipment

The use of correct application equipment is critical as incorrect application tools can result in poor finishing and incorrect material consumption. Always test the application equipment prior to commencing work. The following equipment is recommended for this application.



DISCLAIMER

This Technical Data Sheet is to be used as a guide only; it is NOT a specification. Chemstuk Pty Ltd has no control over the use or storage of this product and therefore does not accept liability in this regard. Any verbal advice given should not be regarded as authoritative information. This information is subject to change without notice, therefore all applicators should ensure they have current information. This product is intended for the use only of skilled tradesman and where applicable, statutory licensed tradesmen experienced and trained in the use of this product. Due to differences in substrates, application methods and local conditions purchasers of these products must ensure that it is suitable for their specific application before using these products. While the information contained in the TDS and SDS is accurate to the best of our knowledge, Chemstuk Pty Ltd cannot guarantee that the information contained is wholly comprehensive. Subject to the provisions of the Trade Practices Act, the company's liability in relation to defective products shall be limited to replacement of the product, if the product is proven to be defective.

CHEMSTUK Pty Ltd
1/11 Industrial Avenue
Thomastown
Tel: +61 3 9936 0531
www.chemstuk.com

PRIMIT HB20 Is our high build water based acrylic roof primer that has fantastic adhesion and great leveling properties. PRIMIT HB20 is suitable for use as a filler coat on rough tiles.